

Account Number: 3844-0848

Statement Period : March 1, 2021 - March 31, 2021

Account Type: INDIVIDUAL

PORTFOLIO OVERVIEW

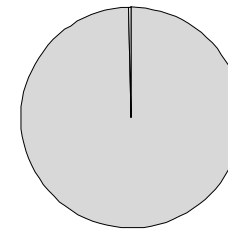
Last Statement Date : February 28, 2021

	Securities and Cash Value	Vested Employee Stock Plan Value	Total Net Portfolio Value
Beginning Portfolio Value (On 02/28/21):	104,784.72	--	\$104,784.72
Ending Portfolio Value (On 03/31/21):	110,824.26	--	\$110,824.26
Net Change:	6,039.54	--	\$6,039.54

For current rates, please visit www.etrade.com/rates

PORTFOLIO ALLOCATION (AS OF 03/31/21)

0.44% - Cash & Equivalents



99.56% - Stocks, Options & ETF (Long)

PORTFOLIO VALUE SUMMARY

	AS OF 03/31/21	AS OF 02/28/21	% CHANGE
Cash & Equivalents	488.26	0.00	--
Cash Holdings/Margin Debt	488.26	0.00	--
Stocks, Options & ETF (Long)	110,336.00	104,784.72	5.30%
Market Value of Securities	110,336.00	104,784.72	5.30%
Net Portfolio Value	110,824.26	104,784.72	5.76%

Vested Employee Stock Plan Value is an estimate based on information provided by your company, for which E*TRADE Securities is not responsible. This value is displayed here solely as a service to you, does not represent assets held in your brokerage account, and is not protected by SIPC. Note that the percentage allocation of long securities and cash holdings would be greater than what is shown above if Vested Employee Stock Plan Value was not included.

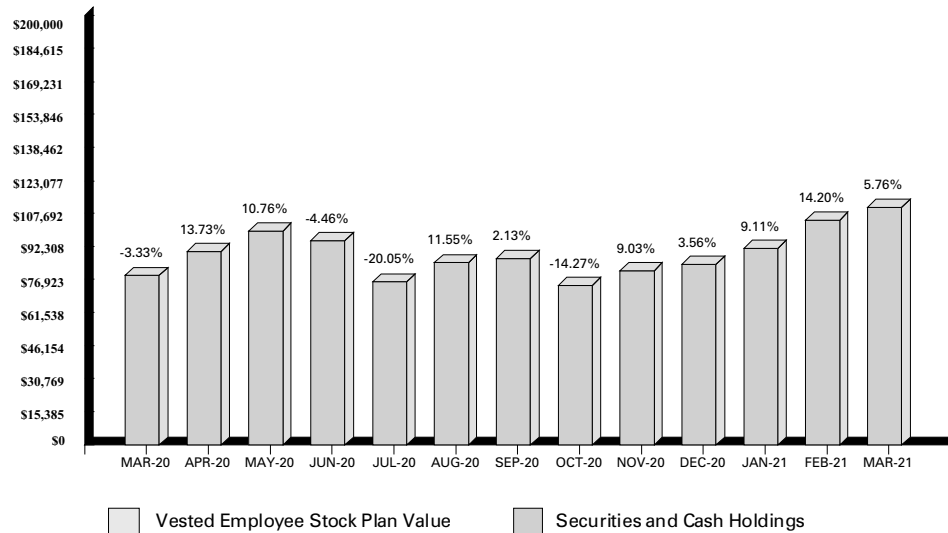
Securities products and services are offered by E*TRADE Securities LLC, Member FINRA/SIPC. Sweep Deposit Account is a bank deposit account with E*TRADE Bank, a Federal savings bank, Member FDIC. Sweep deposit accounts at each bank are FDIC-insured up to a maximum of \$250,000. Securities products and cash balances other than Sweep Deposit Account funds are not FDIC-insured, are not guaranteed deposits or obligations of E*TRADE Bank, and are subject to investment risk, including possible loss of the principal invested.

Account Number: 3844-0848

Statement Period : March 1, 2021 - March 31, 2021

Account Type: INDIVIDUAL

NET PORTFOLIO VALUE BY MONTH END

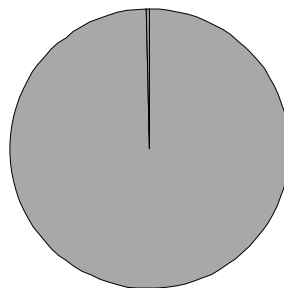


PORTFOLIO TRANSACTION SUMMARY

DESCRIPTION	THIS PERIOD	YEAR TO DATE
<u>Dividends Received</u>		
Taxable	\$ 574.42	\$ 574.42

TOP PORTFOLIO HOLDINGS (ON 03/31/21)

0.44% - OTHER



99.56% - INTC

Vested Employee Stock Plan Value, which includes Vested Employee Stock Options and Vested Employee Stock Appreciation Rights, is an estimate based on information provided by your company, for which E*TRADE Securities is not responsible. This value is displayed here solely as a service to you, does not represent assets held in your brokerage account, and is not protected by SIPC. Note that the percentage allocation of long securities and cash holdings would be greater than what is shown above if Vested Employee Stock Plan Value was not included.



Account Number: 3844-0848

Statement Period : March 1, 2021 - March 31, 2021

Account Type: INDIVIDUAL

PORTFOLIO HOLDINGS

CASH & CASH EQUIVALENTS (0.44% of Holdings)

DESCRIPTION	PORTFOLIO (%)	AMOUNT
CASH BALANCE		
Opening Balance		0.00
Closing Balance	0.44	488.26
TOTAL CASH & CASH EQUIVALENTS	0.44%	\$488.26

STOCKS, OPTIONS & EXCHANGE-TRADED FUNDS (99.56% of Holdings)

DESCRIPTION	SYMBOL/ CUSIP	ACCT TYPE	QUANTITY	PRICE	TOTAL MKT VALUE	PORTFOLIO (%)	EST. ANNUAL INCOME	EST. ANNUAL YIELD (%)
INTEL CORP	INTC	StkPln	1,724	64.0000	110,336.00	99.56	2,396.00	2.17%
TOTAL STOCKS, OPTIONS & ETF					110,336.00	99.56%	\$2,396.00	2.17%
TOTAL PRICED PORTFOLIO HOLDINGS (ON 03/31/21)					110,824.26			
TOTAL ESTIMATED ACCOUNT HOLDINGS ANNUAL INCOME					2,396.00			

THIS PAGE INTENTIONALLY LEFT BLANK



Account Number: 3844-0848

Statement Period : March 1, 2021 - March 31, 2021

Account Type: INDIVIDUAL

UNVESTED RESTRICTED STOCKS

GRANT DATE	NUMBER	TYPE	SYMBOL/ CUSIP	ACCT TYPE	QUANTITY UNVESTED	GRANT PRICE	MARKET PRICE	TOTAL EST MKT VALUE (PRE-TAX)
5/2/2017	12322946	RSU	INTC	StkPIn	31	\$0.00	\$64.00	\$1,984.00
5/1/2018	12443689	RSU	INTC	StkPIn	44	\$0.00	\$64.00	\$2,816.00
5/1/2019	12749180	RSU	INTC	StkPIn	95	\$0.00	\$64.00	\$6,080.00
4/30/2020	13054806	RSU	INTC	StkPIn	119	\$0.00	\$64.00	\$7,616.00
TOTAL UNVESTED RESTRICTED STOCKS								\$18,496.00

TOTAL UNVESTED EMPLOYEE STOCK PLAN VALUE (ON 03/31/2021)

\$18,496.00

Unvested Employee Stock Plan Value, which includes Unvested Stock Options, Stock Appreciation Rights, Restricted Stock, Performance Shares, and Cash Grants, is based on information provided by your company, for which E*TRADE Securities is not responsible. This value is displayed here solely as a service to you, does not represent assets held in your brokerage account, and is not protected by SIPC.

TRANSACTION HISTORY

DIVIDENDS & INTEREST ACTIVITY

DATE	TRANSACTION TYPE	DESCRIPTION	SYMBOL/ CUSIP	AMOUNT DEBITED	AMOUNT CREDITED
03/01/21	Dividend	INTEL CORP CASH DIV ON 1653 SHS REC 02/07/21 PAY 03/01/21 NON-RES TAX WITHHELD @ .15000	INTC	86.16	574.42
TOTAL DIVIDENDS & INTEREST ACTIVITY				\$86.16	\$574.42
NET DIVIDENDS & INTEREST ACTIVITY					\$488.26

THIS PAGE INTENTIONALLY LEFT BLANK